

















Mining

Series 4000 C01/C02 Features and Benefits







EPA Tier 1 compliant or
fuel consumption optimized



Power. Passion. Partnership.

Technical Feature	Customer Benefit	Benefit Icon
Power rating matched to application and load	Lower fuel consumption	 
Safe high pressure common rail fuel injection	Protected placement of high pressure fuel injection lines – not “hand hold” . Lower fuel consumption and noise.	   
Industry leader in power density (power-to-weight ratio)	Increased productivity	 
Simple engine design	Easy maintenance, higher reliability, availability and lower total costs of ownership.	 
Single-stage turbochargers/ 1 intercooler	Less components to maintain, less risk of failure. Higher availability and lower risk of dust penetration into the engine.	 
Altitude capability of up to 4200 meters without power deration	Reliable power and productivity at high altitude due to less turbochargers	
CO2 optimized combustion design*	Lower fuel consumption	  

Icon Explanation

	Safer Equipment
	Lower total costs of ownership
	Higher productivity and lower costs per ton
	Lower fuel consumption
	Better durability and availability
	More environmentally fiendly (less noise/exhaust emissions or preserve resources)

Series	4000			
Engine model	4000 C01		4000 C02	
	12V	16V	20V	
Power Output	kW	1193 – 1510	1492 – 2126	2720
	(bhp)	(1600 – 2025)	(2000 – 2850)	(3650)
Peak Torque	Nm	6985 – 8200	9315 – 10935	15160
Speed	rpm	1900	1800/1900	1800
Emissions qualification	EPA 40 CFR 89 Tier 1 compliant or fuel consumption optimized (12V and 16V)			

*valid for fuel consumption optimized ratings only